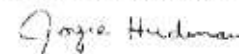


**NOTICE OF PUBLIC MEETING BY TELEPHONE CONFERENCE
BRAZOSPORT WATER AUTHORITY**



Joyce Hudman
County Clerk
Brazoria County, Texas

Notice is hereby given that a Regular Session Meeting of the Brazosport Water Authority will be held by telephone conference at 6:00 p.m. on Tuesday, January 26, 2021, at the Brazosport Water Authority Treatment Plant Facility Conference Room located at 1251 FM 2004, Lake Jackson, Texas. The meeting will not be open for the public to physically attend the meeting.

NOTICE OF MEETING BY TELEPHONE CONFERENCE

In accordance with the order of the Office of the Governor issued March 16, 2020, the Authority will conduct the meeting scheduled at 6:00 p.m. on Tuesday, January 26, 2021, by telephone conference in order to advance the public health goal of limiting face-to-face meetings (also known as "social distancing") to slow the spread of Coronavirus (COVID-19).

The meeting agenda and agenda packet are posted online at brazosportwaterauthority.org.

The public dial in number to participate in the telephonic meeting is (832) 917-1510, and the access code is 296299. In the event you have any difficulty calling into the meeting, please call (979) 236-9156.

The public will be permitted to offer public comment telephonically as provided by the agenda and as permitted by the presiding officer during the meeting. The meeting will also be recorded and made available in accordance with the requirements of the Texas Open Meetings Act.

At said meeting the Board will deliberate, consider and/or take action on any or all of the following matters:

AGENDA

1. CALL TO ORDER
2. CITIZENS COMMENTS
3. DISCUSS/CONSIDER APPROVAL OF AWARDED BRAZOSPORT WATER AUTHORITY COUNTY ROAD 400 PROJECT
4. DISCUSS/CONSIDER APPROVAL OF BRAZOSPORT WATER AUTHORITY BRACKISH GROUNDWATER DESALINATION PROJECT
5. DISCUSS/CONSIDER APPROVAL OF BRAZOSPORT WATER AUTHORITY 24" WATER TRANSMISSION LINE PROJECT
 - A. STATUS UPDATE OF 24" WATER TRANSMISSION LINE OPEN CUT PROJECT
 - B. STATUS UPDATE OF 24" WATER TRANSMISSION LINE DIRECTIONAL DRILL PROJECT
6. CONSENT AGENDA – APPROVAL OF MINUTES, MONTHLY EXPENDITURES AND FINANCIAL REPORTS
7. GENERAL MANAGER'S REPORT
8. APPROVAL AND STATUS OF CAPITAL PROJECTS/MAINTENANCE PROJECTS
9. DISCUSS/CONSIDER APPROVAL OF AGENDA ITEMS FOR NEXT MEETING

Ronald Woodruff
General Manager
Brazosport Water Authority

THE BWA BOARD OF DIRECTORS DOES NOT ANTICIPATE GOING INTO EXECUTIVE SESSION UNDER CHAPTER 551 OF THE TEXAS GOVERNMENT CODE AT THIS MEETING UNLESS OTHERWISE PROVIDED HEREIN; HOWEVER, IF NECESSARY, THE BWA BOARD OF DIRECTORS MAY GO INTO EXECUTIVE SESSION AS PERMITTED BY LAW REGARDING ANY ITEM ON THE AGENDA
PLEASE NOTE: ITEMS WILL NOT NECESSARILY BE PRESENTED IN THE ORDER THEY ARE POSTED

Joyce Hudman

Joyce Hudman
County Clerk
Brazoria County, Texas

**BRAZOSPORT WATER AUTHORITY
REGULAR SESSION
December 8, 2020**

THE STATE OF TEXAS §
 §
COUNTY OF BRAZORIA §

NOT APPROVED

BE IT KNOWN that the Board of Directors of the Brazosport Water Authority met in Regular Session on Tuesday, December 8, 2020, in the Brazosport Water Authority Conference Room located at 1251 FM 2004, Lake Jackson, Texas with the following present:

Brazosport Water Authority Board of Directors:

- Angleton – Morris Massingill
- Brazoria – Jesse Knight
- Clute – Joe Damian (Absent)
- Freeport – Kenny Hayes
- Lake Jackson – Juan Longoria III
- Oyster Creek – Calvin Merriman
- Richwood – Jeremy Fountain (Absent)

Brazosport Water Authority Staff:

- General Manager – Ronnie Woodruff
- Assistant General Manager – Wyatt Ringgold
- Office Manager – Kristina Crouch
- Superintendent – Eddie Easterling
- Chief Operator – Felix Davis

Brazosport Water Authority Legal Counsel:

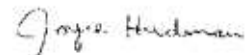
Jason Cordoba

Others:

- Allen Woelke
- Curtis Craig
- Doug Roesler
- Steve Matula
- Zander Spears

CALL TO ORDER

With a quorum present, Director Longoria called the meeting to order at 6:00 p.m.



Joyce Hudman
County Clerk
Brazoria County, Texas

CITIZENS COMMENTS

None.

DISCUSS/CONSIDER APPROVAL OF BRAZOSPORT WATER AUTHORITY'S 2019/2020 FINANCIAL AND SINGLE AUDIT

Brazosport Water Authority's completed 2019/2020 Financial and Single Audit was presented to the Board of Directors by auditor Curtis T. Craig. The audit findings were that it was a clean report and indicated no discrepancies. Director Merriman joined during this session at 6:12 p.m. A motion was made by Director Knight to approve the 2019/2020 Financial and Single Audit as presented subject to changes discussed. Director Merriman seconded, with a vote of:

Ayes: Knight, Hayes, Longoria, Merriman, Massingill
Nays: None
Absent: Damian, Fountain

DISCUSS/CONSIDER APPROVAL OF RESOLUTION TO ACCEPT THE BWA BRACKISH GROUNDWATER WELL 3 (WHICH INCLUDES WELL 3 & 3A) PROJECT AS BEING COMPLETED IN SUBSTANTIAL COMPLIANCE WITH THE APPROVED PROJECT PLANS AND SPECIFICATIONS AS MODIFIED BY APPROVED CHANGE ORDERS

CDM Smith Vice President, Allen Woelke, recommended approval of a Resolution to accept the BWA Brackish Groundwater Well 3 and 3A Project as completed. A motion was made by Director Hayes to approve the Resolution. Director Merriman seconded, with a vote of:

Ayes: Knight, Hayes, Longoria, Merriman
Nays: None
Absent: Damian, Fountain
Abstain: Massingill

DISCUSS/CONSIDER APPROVAL OF RESOLUTION TO ESTABLISH JUNE 29, 2020 AS THE START OF THE WARRANTY DATE FOR THE BWA BRACKISH GROUNDWATER WELL 3 (WHICH INCLUDES WELL 3 & 3A) PROJECT

CDM Smith Vice President, Allen Woelke, recommended approval of a Resolution to establish June 29, 2020 as the start date of the warranty period for the BWA Brackish Groundwater Well 3 and 3A Project. A motion was made by Director Hayes to approve the Resolution. Director Merriman seconded, with a vote of:

Ayes: Knight, Hayes, Longoria, Merriman
Nays: None
Absent: Damian, Fountain
Abstain: Massingill

DISCUSS/CONSIDER AWARDING OF THE WELL 3 & 3A WELLHEAD IMPROVEMENTS PROJECT TO MATULA & MATULA. THE AWARD OF THIS CONTRACT IS CONDITIONAL ON THE APPROVAL OF THE TWDB

CDM Smith Vice President, Allen Woelke, presented the Board of Directors with bid proposals received for the Well 3 and 3A Wellhead Improvements Project. A motion was

Joseph Merriman

made by Director Hayes to approve the bid from Matula & Matula. Director Merriman seconded, with a vote of:

Joseph Merriman
County Clerk
Brazoria County, Texas

Ayes: Knight, Hayes, Longoria, Merriman
Nays: None
Absent: Damian, Fountain
Abstain: Massingill

DISCUSS/CONSIDER APPROVAL OF BRAZOSPORT WATER AUTHORITY BRACKISH GROUNDWATER DESALINATION PROJECT

CDM Smith Vice President, Allen Woelke, updated the Board of Directors on Wells 3 and 3A, and advertising for the Reverse Osmosis Pilot Plant.

DISCUSS/CONSIDER APPROVAL OF BRAZOSPORT WATER AUTHORITY 24" WATER TRANSMISSION LINE PROJECT

A. DISCUSS/CONSIDER APPROVAL OF CHANGE ORDER FOR 24" WATER TRANSMISSION LINE OPEN CUT PROJECT

Doug Roesler of Baker and Lawson made a recommendation to the Board of Directors to approve a change order to the 24" water transmission line open cut project to G&A Boring Directional. A motion was made by Director Hayes to approve the bid from G&A Boring Directional. Director Massingill seconded, with a vote of:

Ayes: Knight, Hayes, Longoria, Merriman, Massingill
Nays: None
Absent: Damian, Fountain

B. STATUS UPDATE OF 24" WATER TRANSMISSION LINE DIRECTIONAL DRILL PROJECT

Steve Matula of Baker and Lawson gave an update on the status of the 24" Water Transmission Line Directional Drill Project.

CONSENT AGENDA - APPROVAL OF MINUTES, MONTHLY EXPENDITURES AND FINANCIAL REPORTS

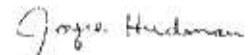
The Board discussed and reviewed approval of consent agenda items from October 2020. A motion was made by Director Hayes to approve consent agenda items. Director Knight seconded, with a vote of:

Ayes: Knight, Hayes, Longoria, Merriman, Massingill
Nays: None
Absent: Damian, Fountain

GENERAL MANAGER'S REPORT

Items of discussion included:

- a.) Raw Water Supply – Currently the raw water supply is 100% Harris Reservoir. At 6:00 am today, December 8, 2020, the Brazos River at Rosharon elevation was 6.16



Joyce Hudman
County Clerk
Brazos County, Texas

feet and flowing 1050 cubic feet per second or 471,272.7 gallons per minute. The Brazos River at Richmond elevation was 9.40 feet and flowing 1320 cubic feet per second or 592,457.1 gallons per minute. The reservoir capacity on the Brazos River Basin today, December 8, 2020, is 92.5% full or 3,323,073-acre feet. The reservoir capacity of the Brazos River Basin on the morning of October 27, 2020, and the date of last month's board meeting was 94.1% full or 3,388,633-acre feet. At year-to-date the Brazos River Basin was 87.7% full or 3,136,179-acre feet.

- b.) Chlorine Burnout – On November 20th, BWA began the bi-annual distribution system burnout utilizing free chlorine residual. The duration of the process was 14 days and concluded on December 4th. We received a few inquiries from the general public which were forwarded on to the appropriate city water personnel.
- c.) Operator Licensing – BWA staff is pleased to notify board members of Jeffrey Robinson's advancement to C Surface Water Operator. Jeffrey passed the certification exam on November 23, 2020. He has been a BWA employee since July 30, 2018.

CLOSED MEETING – EXECUTIVE SESSION

(After which the board will reconvene in open session and may take action)

(A) Section 551.074, Government Code – Deliberations concerning the appointment, employment, evaluation, reassignment, duties, discipline or dismissal of a public officer or employee or to hear a complaint or charge against an officer or employee, to-wit:

A. Discuss/Consider Approval of Brazosport Water Authority General Manager

At 7:05 p.m. the board entered into executive session.

RECONVENE IN OPEN SESSION

At 7:22 p.m. the board moved on to the second closed session of the meeting.

No action taken.

CLOSED MEETING – EXECUTIVE SESSION

(After which the board will reconvene in open session and may take action)

(A) Pursuant to Texas Government Code Section 551.071 for consultation with attorney in respect to pending or contemplated litigation and matters where duty of public body's counsel to client, pursuant to code of professional responsibility of the State Bar of Texas, clearly conflicts with chapter 551 to discuss the following:

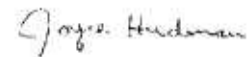
A. Discuss/Consider Potential Litigation

At 7:22 p.m. the board entered executive session.

RECONVENE IN OPEN SESSION

At 7:36 p.m. the board reconvened the open session of the meeting.

No action taken.



Joyce Hudman
County Clerk
Brazosport County, Texas

APPROVAL AND STATUS OF CAPITAL PROJECTS/ MAINTENANCE PROJECTS

Doug Roesler and Steve Matula of Baker and Lawson gave an update to the Board of Directors on the current status of the County Road 400 project. Brazosport Water Authority's General Manager, Ronnie Woodruff updated the Board of Directors on the current status of the chlorine analyzers that are being added to offsites.

LETTER TO SPEAKER OF THE HOUSE OF REPRESENTATIVES DENNIS BONNEN

Brazosport Water Authority's Board of Directors discussed and signed letter to Speaker of the House of Representatives, Dennis Bonnen. Brazosport Water Authority's Legal Counsel, Jason Cordoba, spoke on accomplishments Dennis Bonnen had helped to achieve.

DISCUSS/CONSIDER APPROVAL OF AGENDA ITEMS FOR NEXT REGULAR MEETING SCHEDULED ON JANUARY 26, 2021:

1. Consent Agenda – Approval of Minutes, Monthly Expenditures and Financial Reports
2. Brazosport Water Authority Desalination Project
3. General Manager's Report
4. Approval and Status of Capital Projects/Maintenance Projects
5. Discuss/Consider Litigation
6. Status Update on 24" Water Transmission Line Open Cut and Directional Drill
7. Approve Design and Authorize Bidding of 8" Water Transmission Line Along County Road 400
8. Status Update on Well 3 and 3A Project

A motion was made by Director Massingill to approve agenda items for our next meeting. Director Merriman seconded, with a vote of:

Ayes: Knight, Hayes, Longoria, Merriman, Massingill
Nays: None
Absent: Damian, Fountain

With no other business before the Board a motion was made by Director Merriman to adjourn the meeting at 7:46 p.m. Director Massingill seconded, with a vote of:

Ayes: Knight, Hayes, Longoria, Merriman, Massingill
Nays: None
Absent: Damian, Fountain

These minutes read and approved this 26th day of January, 2021.

Juan Longoria III, Board President

Joyce Hudman

Joyce Hudman
County Clerk
Brazosport County, Texas
Robert Purnell, CPA
J. Brent Ripple, CPA

Accountants' Compilation Report

To the Board of Directors
Brazosport Water Authority
Lake Jackson, Texas

Management is responsible for the accompanying financial statements, of Brazosport Water Authority which comprise the statement of assets, liabilities and net assets-modified cash basis as of November 30, 2020, the related statement of revenues and expenses-modified cash basis budget vs. actual for the one month and two months then ended and Statement of Revenues and Expenses-Modified Cash Basis Budget vs. Actual for the one month and two months ended November 30, 2020 in accordance with the modified cash basis of accounting, and for determining that the modified cash basis of accounting is an acceptable financial reporting framework. We have performed a compilation engagement in accordance with Statements on Standards for Accounting and Review Services promulgated by the Accounting and Review Services Committee of the AICPA. We did not audit or review the financial statements nor were we required to perform any procedures to verify the accuracy or completeness of the information provided by management. Accordingly, we do not express an opinion, a conclusion, nor provide any form of assurance on these financial statements.

The financial statements are prepared in accordance with the modified cash basis of accounting, which is a basis of accounting other than accounting principles generally accepted in the United States of America.

Management has elected to omit substantially all of the disclosures ordinarily included in financial statements, prepared in accordance with the modified cash basis of accounting. If the omitted disclosures were included in the financial statements, they might influence the user's conclusions about the Authority's statement of assets, liabilities and net assets and revenues and expenses. Accordingly, the financial statements are not designed for those who are not informed about such matters.

Management has not presented the management's discussion and analysis information that the Governmental Accounting Standards Board has determined is required to supplement, although not required to be a part of, the basic financial statements.

We are not independent with respect to Brazosport Water Authority.

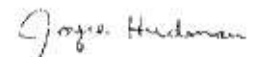
Green & McElreath CPAs PLLC

December 15, 2020
Houston, Texas

Your #1 CPA Firm
www.1cpa.com

Houston
600 Travis, Suite 6150
Houston, TX 77002
phone: 713.228.1040
fax: 713.228.0028

Lake Jackson
210 Lake Road, Suite 700 B
Lake Jackson, TX 77566
phone: 979.297.0726
fax: 979.297.3390



Joyce Hudman
County Clerk
Brazoria County, Texas

BRAZOSPORT WATER AUTHORITY
STATEMENT OF ASSETS, LIABILITIES AND
NET ASSETS-MODIFIED CASH BASIS
NOVEMBER 30, 2020

Assets

Cash and cash equivalents	\$ 11,052,784
Accounts receivable	2,138,259
Inventory	186,011
Prepaid Insurance	89,167
Prepaid Wages	-
Restricted cash and cash equivalents	43,279,134
Capital Assets	
Land and rights of way	209,312
Treatment plant and transmission facilities	73,581,183
Equipment, vehicles, and furnishings	3,188,486
Construction in progress	21,431,832
Accumulated depreciation	(29,036,555)
Deferred charges, net	-
Water rights	45,000
	<hr/>
Total Assets	\$ 126,164,613

Liabilities and Net Assets

Liabilities:

Accounts payable	\$ 166,470
Accrued expenses	-
Compensated absences payable	87,717
Accrued payroll	26,920
Loan Payments	147
Accrued interest payable	715,759
Revenue bonds - Series 2013	-
Revenue bonds - Series 2014	11,185,000
Revenue bonds - Series 2015 A	21,765,000
Bond Premium - Series 2015 A	693,116
Bond amortn - Series 2015 A	(147,865)
Revenue bonds - Series 2015 C	29,645,000
Bonds Premium - Series 2015 C	3,009,852
Bond amortn - Series 2015 C	(501,642)
Revenue bonds - Series 2015 B	4,605,000
Revenue bonds - Series 2016	20,385,000
	<hr/>
Total Liabilities	91,635,474

Net Assets:

Contributed capital	35,400
Restricted for capital projects	3,215
Restricted for debt service	1,792,204
Restricted for rate stabilization	566,483
Unrestricted	31,183,808
Net Revenue	948,029
	<hr/>

Total Net Assets 34,529,139

Total Liabilities and Net Assets \$ 126,164,613

See accountants' compilation report.

Joyce Hudman
 County Clerk
 Brazoria County, Texas

BRAZOSPORT WATER AUTHORITY
 STATEMENTS OF REVENUES AND
 EXPENSES--MODIFIED CASH BASIS
 BUDGET VS. ACTUAL
 FOR THE ONE MONTH AND TWO MONTHS ENDED NOVEMBER 30, 2020

	FOR THE ONE MONTH ENDED NOVEMBER 30, 2020				FOR THE TWO MONTHS ENDED NOVEMBER 30, 2020			
	Actual	Budget	Variance Under (Over)	Percent of Budget	Actual	Annual Budget	Budget Remaining	Percent of Budget Used
OPERATING REVENUES								
City of Angleton	\$ 177,120	\$ 181,170	\$ 4,050	97.76%	\$ 360,144	\$ 2,154,960	\$ 1,794,816	16.71%
City of Brazoria	30,996	31,705	709	97.76%	63,025	377,118	314,093	16.71%
City of Clute	98,400	100,650	2,250	97.76%	200,080	1,197,200	997,120	16.71%
City of Freeport	196,800	201,300	4,500	97.76%	400,160	2,394,400	1,994,240	16.71%
City of Lake Jackson	196,800	201,300	4,500	97.76%	400,160	2,394,400	1,994,240	16.71%
City of Oyster Creek	16,138	15,098	(1,040)	106.89%	32,813	196,341	163,528	16.71%
City of Richmond	23,124	23,653	529	97.76%	47,019	281,342	234,323	16.71%
Texas Department of Corrections	98,010	100,193	2,183	97.82%	191,870	1,192,455	1,000,585	16.09%
Dow Chemical	103,800	106,140	2,340	97.80%	211,060	1,262,900	1,051,840	16.71%
City of Rosenberg	418,500	430,050	11,550	97.31%	849,090	5,069,850	4,220,760	16.75%
Other water sales	40	-	(40)	0.00%	40	-	(40)	0.00%
Uncategorized income	-	-	-	0.00%	-	-	-	0.00%
Total operating revenues	\$ 1,359,728	\$ 1,391,259	\$ 31,531	97.73%	\$ 2,755,461	\$ 16,520,966	\$ 13,765,505	16.68%
OPERATING EXPENSES								
Payroll and benefits								
Wages--plant support	\$ 138,941	\$ 163,323	\$ 24,382	85.07%	\$ 267,158	\$ 1,959,880	\$ 1,692,722	13.63%
Payroll taxes	8,352	13,500	5,148	61.87%	16,406	157,182	140,776	10.44%
Retirement	7,352	11,750	4,398	62.57%	13,949	137,192	123,243	10.17%
Group insurance	49,643	43,333	(6,310)	114.56%	90,909	520,000	429,091	17.48%
Worker's comp insurance	1,319	2,917	1,598	45.22%	2,638	35,000	32,362	7.54%
Total payroll and benefits	\$ 205,607	\$ 234,823	\$ 29,216	87.56%	\$ 391,060	\$ 2,809,254	\$ 2,418,194	13.92%
Water production expenses								
Raw water storage and transfer	\$ 76,577	\$ 101,835	\$ 25,258	75.20%	\$ 158,638	\$ 1,222,020	\$ 1,063,382	12.98%
Raw water purchase	-	30,833	30,833	0.00%	-	370,000	370,000	0.00%
Power	29,966	50,000	20,034	59.93%	34,846	600,000	565,154	5.81%
Residuals disposal	26,277	66,667	40,390	39.42%	75,412	800,000	724,588	9.43%
Chlorine	10,967	7,500	(3,467)	146.23%	18,939	90,000	71,061	21.04%
Copper sulfate	100	10,833	10,733	0.92%	4,103	130,000	125,897	3.16%
Alum	14,016	20,000	5,984	70.08%	25,995	240,000	214,005	10.83%
Sodium chlorite	14,851	18,750	3,899	79.21%	31,007	225,000	193,993	13.78%
Antonic polymer	2,443	9,167	6,724	26.65%	4,850	110,000	105,150	4.41%
Caustic soda	8,133	18,750	10,617	43.38%	27,243	225,000	197,757	12.11%
Fluoride	-	-	-	0.00%	-	-	-	0.00%
Sequest	2,520	8,333	5,813	30.24%	4,314	100,000	95,686	4.31%
Carbon	1,960	3,917	1,957	50.04%	1,960	47,000	45,040	4.17%
polyaluminum chloride	-	-	-	0.00%	-	-	-	0.00%
Cationic polymer	7,459	12,500	5,041	59.67%	13,883	150,000	136,117	9.26%
Ammonium sulfate	3,092	3,333	241	92.76%	9,408	40,000	30,592	23.52%

See accountants' compilation report.

Joyce Hudman
 County Clerk
 Brazos County, Texas

BRAZOSPORT WATER AUTHORITY
STATEMENTS OF REVENUES AND
EXPENSES—MODIFIED CASH BASIS
BUDGET VS. ACTUAL
FOR THE ONE MONTH AND TWO MONTHS ENDED NOVEMBER 30, 2020

	FOR THE ONE MONTH ENDED NOVEMBER 30, 2020				FOR THE TWO MONTHS ENDED NOVEMBER 30, 2020			
	Actual	Budget	Variance Under (Over)	Percent of Budget	Actual	Annual Budget	Budget Remaining	Percent of Budget Used
Quality control expenses								
Operations lab	\$ 5,745	\$ 4,167	\$ (1,578)	137.87%	\$ 14,581	\$ 50,000	\$ 35,419	29.16%
Other labs	57	4,167	4,110	1.37%	114	50,000	49,886	0.23%
Total quality control expenses	\$ 5,802	\$ 8,334	\$ 2,532	69.62%	\$ 14,695	\$ 100,000	\$ 85,305	14.70%
Maintenance expenses								
Tools/equipment	94	9,167	9,073	1.03%	94	110,000	109,906	0.09%
Buildings/grounds	11,463	8,333	(3,130)	137.56%	26,381	100,000	73,619	26.38%
Sewer/garbage	680	208	(472)	326.92%	2,546	2,500	(46)	101.84%
Vehicles	1,989	2,083	94	95.49%	2,039	25,000	22,961	8.16%
Office/computer equipment	4,475	3,333	(1,142)	134.26%	5,632	40,000	34,368	14.08%
Rentals	1,558	2,917	1,359	53.41%	3,116	35,000	31,884	8.90%
Distribution system	4,772	8,333	3,561	57.27%	4,928	100,000	95,072	4.93%
Fuels	916	3,750	2,834	24.43%	1,889	45,000	43,111	4.20%
Freight (out)	454	583	129	77.87%	963	7,000	6,037	13.76%
Materials/parts	870	8,333	7,463	10.44%	2,928	100,000	97,072	2.93%
Lab maintenance	-	1,042	1,042	0.00%	9,558	12,500	2,942	76.46%
Sub-contractor expense	51,377	14,583	(36,794)	352.31%	78,950	175,000	96,050	45.11%
Total maintenance expenses	\$ 78,648	\$ 62,665	\$ (15,983)	125.51%	\$ 139,024	\$ 752,000	\$ 612,976	18.49%
Administrative expenses								
Office supplies	452	1,667	1,215	27.11%	1,072	20,000	18,928	5.36%
Training	300	2,083	1,783	14.40%	300	25,000	24,700	1.20%
Dues/permits/licenses	5,075	4,333	(742)	117.12%	7,330	52,000	44,670	14.10%
Travel	-	2,500	2,500	0.00%	-	30,000	30,000	0.00%
Safety	-	2,500	2,500	0.00%	-	30,000	28,182	6.06%
Legal	1,610	3,750	2,140	42.93%	5,645	45,000	39,355	12.54%
Advertising	-	1,250	1,250	0.00%	-	15,000	15,000	0.00%
Reference materials	1,972	292	(1,680)	675.34%	2,182	3,500	1,318	62.34%
Medical	108	1,667	1,559	6.48%	703	20,000	19,297	3.52%
Engineering/studies	-	10,833	10,833	0.00%	-	130,000	130,000	0.00%
Communications	4,225	3,167	(1,058)	133.41%	9,452	38,000	28,548	24.87%
Accounting/audit	2,378	5,750	3,372	41.36%	13,798	69,000	55,202	20.00%
Insurance	7,707	6,250	(1,457)	123.31%	15,304	75,000	59,696	20.41%

See accountants' compilation report.

Joyce Hudman
 Joyce Hudman
 County Clerk
 Brazoria County, Texas

BRAZOSPORT WATER AUTHORITY
 STATEMENTS OF REVENUES AND
 EXPENSES--MODIFIED CASH BASIS
 BUDGET VS. ACTUAL
 FOR THE ONE MONTH AND TWO MONTHS ENDED NOVEMBER 30, 2020

	FOR THE ONE MONTH ENDED NOVEMBER 30, 2020				FOR THE TWO MONTHS ENDED NOVEMBER 30, 2020			
	Actual	Budget	Variance Under (Over)	Percent of Budget	Actual	Annual Budget	Budget Remaining	Percent of Budget Used
Additional Administrative expenses	2,664	2,083	(581)	127.89%	3,283	25,000	21,617	13.53%
Total administrative expenses	\$ 26,491	\$ 48,125	\$ 21,634	55.05%	\$ 60,987	\$ 577,500	\$ 516,513	10.56%
Depreciation	166,900	166,900	-	100.00%	333,799	2,002,795	1,668,996	16.67%
Total depreciation expense	\$ 166,900	\$ 166,900	\$ -	100.00%	\$ 333,799	\$ 2,002,795	\$ 1,668,996	16.67%
Total operating expenses	\$ 681,809	\$ 892,391	\$ 210,582	76.40%	\$ 1,350,163	\$ 10,700,069	\$ 9,349,906	12.62%
OPERATING INCOME (LOSS)	\$ 677,919	\$ 498,868	\$ (179,051)	135.89%	\$ 1,405,298	\$ 5,820,897	\$ 4,415,599	24.14%
NONOPERATING REVENUES (EXPENSES)								
Interest income	5,804	6,250	446	92.86%	12,992	75,000	62,008	17.32%
Dividend income	26	-	(26)	0.00%	182	-	(182)	0.00%
Unrealized gains (losses)	(346)	-	346	0.00%	(17,897)	-	17,857	0.00%
Realized gains (losses)	-	-	-	0.00%	-	-	-	0.00%
Gain / Loss on Sale of Assets	-	-	-	0.00%	-	-	-	0.00%
Amortization of bond premium - 2015 A	2,310	2,310	-	100.00%	4,621	27,720	23,099	16.67%
Amortization of bond premium - 2015 C	8,361	8,361	-	100.00%	16,721	100,332	83,611	16.67%
Bond interest--2013 series	-	-	-	0.00%	-	-	-	0.00%
Bond interest--2014 series	(16,577)	(16,577)	-	100.00%	(33,154)	(198,922)	(165,768)	16.67%
Bond interest--2015 A series	(75,639)	(75,639)	-	100.00%	(151,278)	(907,669)	(756,391)	16.67%
Bond interest--2015 B series	(7,915)	(7,915)	-	100.00%	(15,829)	(94,975)	(79,146)	16.67%
Bond interest--2015 C series	(110,858)	(110,858)	-	100.00%	(221,717)	(1,330,300)	(1,108,583)	16.67%
Amortization of bond premium - 2013	(25,975)	(25,975)	-	100.00%	(51,950)	(311,697)	(259,747)	16.67%
Bond issuance costs	-	-	-	0.00%	-	-	-	0.00%
Total nonoperating revenues (exp)	\$ (220,809)	\$ (220,043)	\$ (766)	100.35%	\$ (457,269)	\$ (2,640,511)	\$ 2,183,242	17.32%
INCREASE (DECREASE) IN NET ASSETS	\$ 457,110	\$ 278,825	\$ (178,285)	163.94%	\$ 948,029	\$ 3,180,386	\$ 2,232,357	29.81%

See accountants' compilation report.

*Joyce Hudman*Joyce Hudman
County ClerkRobert Plumeri, CPA
J. Brent Ripple, CPAAccountants' Compilation Report

To the Board of Directors
Brazosport Water Authority
Lake Jackson, Texas

Management is responsible for the accompanying financial statements, of Brazosport Water Authority which comprise the statement of assets, liabilities and net assets-modified cash basis as of December 31, 2020, the related statement of revenues and expenses-modified cash basis budget vs. actual for the one month and three months then ended and Statement of Revenues and Expenses-Modified Cash Basis Budget vs. Actual for the one month and three months ended December 31, 2020 in accordance with the modified cash basis of accounting, and for determining that the modified cash basis of accounting is an acceptable financial reporting framework. We have performed a compilation engagement in accordance with Statements on Standards for Accounting and Review Services promulgated by the Accounting and Review Services Committee of the AICPA. We did not audit or review the financial statements nor were we required to perform any procedures to verify the accuracy or completeness of the information provided by management. Accordingly, we do not express an opinion, a conclusion, nor provide any form of assurance on these financial statements.

The financial statements are prepared in accordance with the modified cash basis of accounting, which is a basis of accounting other than accounting principles generally accepted in the United States of America.

Management has elected to omit substantially all of the disclosures ordinarily included in financial statements, prepared in accordance with the modified cash basis of accounting. If the omitted disclosures were included in the financial statements, they might influence the user's conclusions about the Authority's statement of assets, liabilities and net assets and revenues and expenses. Accordingly, the financial statements are not designed for those who are not informed about such matters.

Management has not presented the management's discussion and analysis information that the Governmental Accounting Standards Board has determined is required to supplement, although not required to be a part of, the basic financial statements.

We are not independent with respect to Brazosport Water Authority.

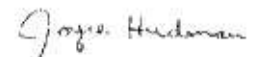
Green & McElreath CPAs PLLC

January 14, 2021
Houston, Texas

Your #1 CPA Firm
www.1cpa.com

Houston
600 Travis, Suite 6150
Houston, TX 77002
phone: 713.228.1040
fax: 713.228.0028

Lake Jackson
210 Lake Road, Suite 700 B
Lake Jackson, TX 77566
phone: 979.297.0726
fax: 979.297.3390



Joyce Hudman
County Clerk
Brazoria County, Texas

BRAZOSPORT WATER AUTHORITY
STATEMENT OF ASSETS, LIABILITIES AND
NET ASSETS-MODIFIED CASH BASIS
DECEMBER 31, 2020

Assets

Cash and cash equivalents	\$ 11,686,166
Accounts receivable	1,751,676
Inventory	174,011
Prepaid Insurance	80,250
Prepaid Wages	-
Restricted cash and cash equivalents	43,708,610
Capital Assets	
Land and rights of way	209,312
Treatment plant and transmission facilities	73,581,183
Equipment, vehicles, and furnishings	3,197,836
Construction in progress	21,576,412
Accumulated depreciation	(29,287,120)
Deferred charges, net	-
Water rights	45,000
	<hr/>
Total Assets	\$ 126,723,336

Liabilities and Net Assets

Liabilities:	
Accounts payable	\$ 141,380
Accrued expenses	-
Compensated absences payable	87,717
Accrued payroll	46,258
Loan Payments	714
Accrued interest payable	952,723
Revenue bonds - Series 2013	-
Revenue bonds - Series 2014	11,185,000
Revenue bonds - Series 2015 A	21,765,000
Bond Premium - Series 2015 A	693,116
Bond amortn - Series 2015 A	(150,175)
Revenue bonds - Series 2015 C	29,645,000
Bonds Premium - Series 2015 C	3,009,852
Bond amortn - Series 2015 C	(510,003)
Revenue bonds - Series 2015 B	4,605,000
Revenue bonds - Series 2016	20,385,000
	<hr/>
Total Liabilities	91,856,582
Net Assets:	
Contributed capital	35,400
Restricted for capital projects	3,215
Restricted for debt service	1,792,204
Restricted for rate stabilization	566,483
Unrestricted	31,183,808
Net Revenue	1,285,644
	<hr/>
Total Net Assets	34,866,754
	<hr/>
Total Liabilities and Net Assets	\$ 126,723,336

See accountants' compilation report.

Joyce Hudman
 County Clerk
 Brazos County, Texas

BRAZOSPORT WATER AUTHORITY
 STATEMENTS OF REVENUES AND
 EXPENSES—MODIFIED CASH BASIS
 BUDGET VS. ACTUAL
 FOR THE ONE MONTH AND THREE MONTHS ENDED DECEMBER 31, 2020

	FOR THE ONE MONTH ENDED DECEMBER 31, 2020			FOR THE THREE MONTHS ENDED DECEMBER 31, 2020			
	Actual	Budget	Variance Under (Over)	Actual	Annual Budget	Budget Remaining	Percent of Budget Used
OPERATING REVENUES							
City of Angleton	\$ 183,024	\$ 181,170	\$ (1,854)	\$ 543,168	\$ 2,154,960	\$ 1,611,792	25.21%
City of Brazoria	32,029	31,795	(234)	95,054	377,118	282,064	25.21%
City of Clute	101,680	100,650	(1,030)	301,750	1,197,200	895,440	25.21%
City of Freeport	203,360	201,300	(2,060)	603,520	2,394,400	1,790,880	25.21%
City of Lake Jackson	203,360	201,300	(2,060)	603,520	2,394,400	1,790,880	25.21%
City of Oyster Creek	16,675	15,098	(1,577)	49,489	196,341	146,852	25.21%
City of Richwood	23,895	23,653	(242)	70,913	281,342	210,429	25.21%
Texas Department of Corrections	101,277	100,193	(1,084)	293,147	1,192,455	899,308	24.58%
Dow Chemical	107,260	106,140	(1,120)	318,320	1,262,900	944,580	25.21%
City of Rosenberg	430,590	430,050	(540)	1,279,680	5,069,850	3,790,170	25.24%
Other water sales	-	-	-	40	-	(40)	0.00%
Uncategorized income	-	-	-	-	-	-	0.00%
Total operating revenues	\$ 1,403,150	\$ 1,391,259	\$ (11,891)	\$ 4,158,611	\$ 16,520,966	\$ 12,362,355	25.17%
OPERATING EXPENSES							
Payroll and benefits							
Wages--plant support	\$ 155,676	\$ 163,323	\$ 7,647	\$ 422,834	\$ 1,959,880	\$ 1,537,046	21.57%
Payroll taxes	8,374	13,500	5,126	24,781	157,182	132,401	15.77%
Retirement	7,765	11,750	3,985	21,714	137,192	115,478	15.83%
Group insurance	49,738	43,333	(6,405)	140,647	520,000	379,353	27.05%
Worker's comp insurance	1,319	2,917	1,598	3,957	35,000	31,043	11.31%
Total payroll and benefits	\$ 222,872	\$ 234,823	\$ 11,951	\$ 613,933	\$ 2,809,254	\$ 2,195,321	21.85%
Water production expenses							
Raw water storage and transfer	\$ 84,575	\$ 101,835	\$ 17,260	\$ 243,213	\$ 1,222,020	\$ 978,807	19.90%
Raw water purchase	-	30,833	30,833	-	370,000	370,000	0.00%
Power	37,894	50,000	12,106	72,739	600,000	527,261	12.12%
Residuals disposal	51,265	66,667	15,402	126,677	800,000	673,323	15.83%
Chlorine	3,434	7,500	4,066	18,892	90,000	71,108	20.99%
Copper sulfate	-	10,833	10,833	4,103	130,000	125,897	3.16%
Alum	16,963	20,000	3,037	42,957	240,000	197,043	17.90%
Sodium chlorite	16,028	18,750	2,722	47,035	225,000	177,965	20.90%
Anionic polymer	3,483	9,167	5,684	8,333	110,000	101,667	7.58%
Caustic soda	27,635	18,750	(8,885)	54,879	225,000	170,121	24.39%
Fluoride	-	-	-	-	-	-	0.00%
Sequest	3,272	8,333	5,061	7,586	100,000	92,414	7.59%
Carbon	-	3,917	3,917	1,961	47,000	45,039	4.17%
Polyaluminum chloride	-	-	-	-	-	-	0.00%
Cationic polymer	12,195	12,500	305	26,078	150,000	123,922	17.39%
Ammonium sulfate	4,502	3,333	(1,169)	13,910	40,000	26,090	34.78%

See accountants' compilation report.

Joyce Hudman
 County Clerk
 Brazos County, Texas

BRAZOSPORT WATER AUTHORITY
STATEMENTS OF REVENUES AND
EXPENSES - MODIFIED CASH BASIS
 BUDGET VS. ACTUAL
 FOR THE ONE MONTH AND THREE MONTHS ENDED DECEMBER 31, 2020

	FOR THE ONE MONTH ENDED DECEMBER 31, 2020				FOR THE THREE MONTHS ENDED DECEMBER 31, 2020			
	Actual	Budget	Variance Under (Over)	Percent of Budget	Actual	Annual Budget	Budget Remaining	Percent of Budget Used
Quality control expenses								
Operations lab	\$ 2,675	\$ 4,167	\$ 1,492	64.19%	\$ 17,256	\$ 50,000	\$ 32,744	34.51%
Other labs	-	4,167	4,167	0.00%	114	50,000	49,886	0.23%
Total quality control expenses	\$ 2,675	\$ 8,334	\$ 5,659	32.10%	\$ 17,370	\$ 100,000	\$ 82,630	17.37%
Maintenance expenses								
Tools/equipment	\$ 873	\$ 9,167	\$ 8,294	9.52%	\$ 967	\$ 110,000	\$ 109,033	0.88%
Buildings/grounds	23,514	8,333	(15,181)	282.18%	49,695	100,000	50,105	49.90%
Sewer/garbage	605	208	(397)	290.87%	3,152	2,500	(652)	126.08%
Vehicles	73	2,083	2,010	3.50%	2,112	25,000	22,888	8.45%
Office/computer equipment	1,275	3,333	2,058	38.25%	6,907	40,000	33,093	17.27%
Rentals	395	2,917	2,522	13.54%	3,511	35,000	31,489	10.03%
Distribution system	5,652	8,333	2,681	67.83%	10,580	100,000	89,420	10.58%
Fuels	912	3,750	2,838	24.32%	2,800	45,000	42,200	6.22%
Freight (out)	615	583	(32)	105.48%	1,578	7,000	5,422	22.54%
Materials/parts	1,674	8,333	6,659	20.09%	4,602	100,000	95,398	4.60%
Lab maintenance	-	1,042	1,042	0.00%	9,558	12,500	2,942	76.46%
Sub-contractor expense	35,670	14,583	(21,087)	244.60%	114,620	175,000	60,380	65.50%
Total maintenance expenses	\$ 71,258	\$ 62,665	\$ (8,593)	113.71%	\$ 210,282	\$ 752,000	\$ 541,718	27.96%
Administrative expenses								
Office supplies	\$ 170	\$ 1,667	\$ 1,497	10.20%	\$ 1,242	\$ 20,000	\$ 18,758	6.21%
Training	-	2,083	2,083	0.00%	300	25,000	24,700	1.20%
Dues/permits/licenses	170	4,333	4,163	3.92%	7,500	52,000	44,500	14.42%
Travel	182	2,500	2,318	7.28%	182	30,000	29,818	0.61%
Safety	-	2,500	2,500	0.00%	1,818	30,000	28,182	6.06%
Legal	-	3,750	3,750	0.00%	5,645	45,000	39,355	12.54%
Advertising	-	1,250	1,250	0.00%	-	15,000	15,000	0.00%
Reference materials	10	292	282	3.42%	2,192	3,500	1,308	62.63%
Medical	-	1,667	1,667	0.00%	703	20,000	19,297	3.52%
Engineering/studies	-	10,833	10,833	0.00%	-	130,000	130,000	0.00%
Communications	4,029	3,167	(862)	127.22%	13,482	38,000	24,518	35.48%
Accounting/audit	22,200	5,750	(16,450)	386.09%	35,998	69,000	33,002	52.17%
Insurance	20,922	6,250	(14,672)	334.75%	36,226	75,000	38,774	48.96%

See accountants' compilation report.

Joyce Hudman
 County Clerk
 Brazos County, Texas

BRAZOSPORT WATER AUTHORITY
 STATEMENTS OF REVENUES AND
 EXPENSES--MODIFIED CASH BASIS
 BUDGET VS. ACTUAL
 FOR THE ONE MONTH AND THREE MONTHS ENDED DECEMBER 31, 2020

	FOR THE ONE MONTH ENDED DECEMBER 31, 2020				FOR THE THREE MONTHS ENDED DECEMBER 31, 2020				Percent of Budget Used
	Actual	Budget	Variance Under (Over)	Percent of Budget	Actual	Annual Budget	Budget Remaining		
Additional Administrative expenses	(272)	2,083	2,355	-13.06%	3,111	25,000	21,889	12.44%	
Total administrative expenses	\$ 47,411	\$ 48,125	\$ 714	98.52%	\$ 108,399	\$ 577,500	\$ 469,101	18.77%	
Depreciation	250,564	166,900	(83,664)	150.13%	584,363	2,002,795	1,418,432	29.18%	
Total depreciation expense	\$ 250,564	\$ 166,900	\$ (83,664)	150.13%	\$ 584,363	\$ 2,002,795	\$ 1,418,432	29.18%	
Total operating expenses	\$ 856,026	\$ 892,391	\$ 36,365	95.93%	\$ 2,202,710	\$ 10,700,069	\$ 8,497,359	20.59%	
OPERATING INCOME (LOSS)	\$ 547,124	\$ 498,868	\$ (48,256)	109.67%	\$ 1,955,901	\$ 5,820,897	\$ 3,864,996	33.60%	
NONOPERATING REVENUES (EXPENSES)									
Interest income	7,485	6,250	(1,235)	119.76%	20,477	75,000	54,523	27.30%	
Dividend income	25	-	(25)	0.00%	207	-	(207)	0.00%	
Unrealized gains (losses)	5,793	-	(5,793)	0.00%	(12,064)	-	12,064	0.00%	
Realized gains (losses)	-	-	-	0.00%	-	-	-	0.00%	
Gain / Loss on Sale of Assets	-	-	-	0.00%	-	-	-	0.00%	
Amortization of bond premium - 2015 A	2,310	2,310	-	100.00%	6,931	27,720	20,789	25.00%	
Amortization of bond premium - 2015 C	8,361	8,361	-	100.00%	25,082	100,332	75,250	25.00%	
Bond interest--2013 series	-	-	-	0.00%	-	-	-	0.00%	
Bond interest--2014 series	(16,577)	(16,577)	-	100.00%	(49,730)	(198,922)	(149,192)	25.00%	
Bond interest--2015 A series	(75,639)	(75,639)	-	100.00%	(226,917)	(907,669)	(680,752)	25.00%	
Bond interest--2015 B series	(7,915)	(7,915)	-	100.00%	(23,744)	(94,975)	(71,231)	25.00%	
Bond interest--2015 C series	(110,858)	(110,858)	-	100.00%	(332,575)	(1,330,300)	(997,725)	25.00%	
Bond interest--2016 series	(25,975)	(25,975)	-	100.00%	(77,924)	(311,697)	(233,773)	25.00%	
Amortization of bond premium - 2013	-	-	-	0.00%	-	-	-	0.00%	
Bond issuance costs	-	-	-	0.00%	-	-	-	0.00%	
Total nonoperating revenues (exp)	\$ (212,990)	\$ (220,043)	\$ 7,053	96.79%	\$ (670,257)	\$ (2,640,511)	\$ 1,970,254	25.38%	
INCREASE (DECREASE) IN NET ASSETS	\$ 334,134	\$ 278,825	\$ (55,309)	119.84%	\$ 1,285,644	\$ 3,180,386	\$ 1,894,742	40.42%	

See accountants' compilation report.

Joyce Hudman
 Joyce Hudman
 County Clerk
 Brazoria County, Texas

This Document Begins page 1 of 4 of BWA's Investment Policy Internal Management Reports

**BRAZOSPORT WATER AUTHORITY
 FUND ACCOUNTS SUMMARY
 NOVEMBER, 2020**

	<u>CURRENT MONTH BALANCE</u>	<u>MINIMUM BALANCE</u>
Operations Account #105-908	\$3,481,536.81	
Debt Service Fund Account #108-738	\$1,732,331.01	
Debt Service Reserve Fund Account #108-746	\$4,676,873.40	
Operations Reserve Account #109-264	\$217,794.34	
Operating Reserve Account at Raymond James	\$411,095.17	
Sum of Operating Reserve at Raymond James and 109-264	<u>\$628,889.51</u>	\$450,000.00
Rate Stabilization Fund Account #109-298 (reserve fund)	\$276,315.69	
Rate Stabilization Account at Raymond James	\$288,576.12	
Sum of Rate Stabilization at Raymond James and 109-298	<u>\$564,891.81</u>	\$500,000.00
Renewal and Replacement Fund Account #109-645	\$2,895,379.57	
Construction Account #105-890	\$2,755,026.04	
Drought Contingency Water Relief Fund #100103197	\$121,184.95	\$122,012.72 paid 01/28/2014
General Support Fund #100104819	\$3,919,599.50	
General Support Fund @ TexSTAR BWA GSFTS	\$2,310,677.02	
General Support Fund @ LOGIC BWA GSFLG	\$2,321,340.23	
Sum of General Support Fund 100104819/TexSTAR/LOGIC	<u>\$8,551,616.75</u>	
Grant Agreement-TWDB G1001055 Escrow Acct #100107346	\$157,217.91	
Next Financial Services	<u>\$1,731,126.24</u>	
TOTAL OF ALL FUNDS	\$27,296,074.00	

Joyce Hudman

**BRAZOSPORT WATER AUTHORITY
RAYMOND JAMES ACCOUNT SUMMARY
NOVEMBER, 2020**

Joyce Hudman
County Clerk
Brazoria County, Texas

RAYMOND JAMES ACCOUNTS	FAIR MARKET VALUE (as of 11/30)
Rate Stabilization Fund 27403791	\$288,576.12
Operating Reserve Fund 27403786	\$411,095.17
TOTALS	\$699,671.29

ACCOUNT BREAKDOWNS

	<u>AMOUNT INVESTED</u>	<u>MARKET VALUE 10/31</u>	<u>MARKET VALUE 11/30</u>
<u>Rate Stabilization Fund</u>			
SECURITIES TOTAL:	\$ -	\$ -	\$ -
Cash and Money Market:			
Previous Month		\$ 288,571.32	\$ 288,573.68
Earnings		\$ 2.36	\$ 2.44
Bond Maturity			
CASH AND MONEY MARKET TOTALS:		\$ 288,573.68	\$ 288,576.12
RATE STABILIZATION FUND TOTALS:		\$ 288,573.68	\$ 288,576.12
<u>Operating Reserve Fund</u>			
SECURITIES TOTAL:	\$ -	\$ -	\$ -
Cash and Money Market:			
Previous Month		\$ 411,088.33	\$ 411,091.69
Earnings		\$ 3.36	\$ 3.48
Bond Maturity			
CASH AND MONEY MARKET TOTALS:		\$ 411,091.69	\$ 411,095.17
OPERATING RESERVE FUND TOTALS:		\$ 411,091.69	\$ 411,095.17
ACCOUNT BREAKDOWN TOTALS:		\$ 699,665.37	\$ 699,671.29

Gregg Hickman

County Clerk
Brazoria County, Texas

**BRAZOSPORT WATER AUTHORITY
NOVEMBER, 2020**

ACCT PP8-214395 NEW BONDS PURCHASED JUNE 2020:

FEDERAL FARM CR BKS CONS SYSTEMWIDE BDS 575,000 @ a price of 101.7840

ACCT PP8-214395 NEW BONDS PURCHASED AUGUST 2020:

FEDERAL NATL MTG ASSN 386,000 @ a price of 101.62056

ACCT PP8-214395

	<u>COST</u>	<u>MARKET 10/31</u>	<u>MARKET 11/30</u>
FEDERAL FARM CR BKS CONS SYSTEMWIDE BDS (5/26/28 B/E) (PURCHASED 6/2/2020)	\$ 585,353.50	\$ 572,521.75	\$ 569,238.50
FEDERAL NATIONAL MTG ASSN (8/5/30 B/E) (PURCHASED 8/10/2020)	\$ 392,285.86	\$ 375,578.00	\$ 378,025.24
Money Market		\$ 121.29	\$ 3,168.79
SUBTOTAL	\$ 977,639.36	\$ 948,221.04	\$ 950,432.53

ACCT PP8-143016 NEW BONDS PURCHASED JUNE 2020:

FEDERAL FARM CR BKS CONS SYSTEMWIDE BDS 375,000 @ a price of 101.7850

ACCT PP8-143016 NEW BONDS PURCHASED AUGUST 2020:

FEDERAL NATL MTG ASSN 415,000 @ a price of 101.6205

ACCT PP8-143016

	<u>COST</u>	<u>MARKET 10/31</u>	<u>MARKET 11/30</u>
FEDERAL FARM CR BKS CONS SYSTEMWIDE BDS (7/17/20 B/E)	\$ 381,753.50	\$ 373,383.75	\$ 371,242.50
FEDERAL NATL MTG ASSN (8/5/30 B/E) (PURCHASED 8/10/2020)	\$ 421,728.82	\$ 403,795.00	\$ 406,426.10
Money Market		\$ 1,037.60	\$ 3,025.11
SUBTOTAL	\$ 803,482.32	\$ 778,216.35	\$ 780,693.71
TOTAL	\$ 1,781,121.68	\$ 1,726,437.39	\$ 1,731,126.24

Joyce Hudman
 Joyce Hudman
 County Clerk
 Brazoria County, Texas

**BRAZOSPORT WATER AUTHORITY
 BOND ISSUANCE SUMMARY
 NOVEMBER, 2020**

BOND SERIES 2014 (DWSRF) @ 1.266%

Issued October 2014 to cover costs for BWA Administrations Building, Clearwell, Plant Improvements and Upgrades; (\$924,670 of closing costs to BWA Next Investment PP8-214395); Bond Funds are currently held with Bank of New York Mellon and Next Investments

Amount Issued:	\$15,500,000.00
Closing Cost:	\$1,396,273.25
Current Month Expenses:	\$0.00
Bank of New York Mellon 668688:	\$2,263,317.21
NEXT Investments PP8-214395:	\$950,432.53
TOTAL FUNDS AT MONTH END:	\$3,213,749.74

BOND SERIES 2015A (Open Market) @ 4%

Issued July 2015 to cover costs for BWA's first phase of the Northern Regional Pipeline
 ALL 2015A FUNDS EXHAUSTED

Amount Issued:	\$23,377,708.35
Closing Cost:	\$272,350.31
Current Month Expenses:	\$0.00
TexSTAR 0201120150:	\$0.00
LOGIC 0264611001:	\$0.00
TOTAL FUNDS AT MONTH END:	\$0.00

BOND SERIES 2015B (SWIFT) @ 2.41%

Issued December 2015 to cover costs for BWA Desalination Well, Pilot Project & Engineering; (\$318,500 of closing costs to BWA Construction Acct 105890); Bond Funds are currently held with BONY

Amount Issued:	\$5,605,000.00
Closing Cost:	\$390,812.50
Current Month Expenses:	\$0.00
Bank of New York Mellon 459072:	\$1,489,830.65
TOTAL FUNDS AT MONTH END:	\$1,489,830.65

BOND SERIES 2015C (Open Market) @ 4%

Issued November 2015 to cover costs for BWA second phase of the Northern Regional Pipeline (\$2,603,723 of closing costs to BWA LOGIC Acct 0264611002) ALL 2015C FUNDS EXHAUSTED

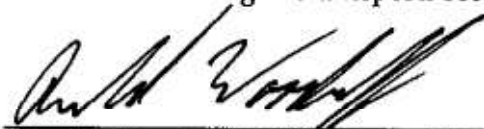
Amount Issued:	\$33,450,577.10
Closing Cost:	\$2,936,974.65
Current Month Expenses:	\$0.00
LOGIC 0264611002:	\$0.00
Bayern BWA15C/1666038N:	\$0.00
TOTAL FUNDS AT MONTH END:	\$0.00

BOND SERIES 2016 (SWIFT) @ 1.67%

Issued November 2016 for building of Desalination Plant; 2 wells and associated piping (\$699,426 of closing costs to BWA Debt Service Acct 108738); Bond Funds are currently held with BONY

Amount Issued:	\$22,695,000.00
Closing Cost:	\$853,849.89
Current Month Expenses:	\$0.00
Bank of New York Mellon 280682:	\$23,282,695.97
TOTAL FUNDS AT MONTH END:	\$23,282,695.97

To the best of my knowledge, this four page report reflects compliance with the Texas Public Funds Investment Act and Internal Management Reports section of Brazosport Water Authority's Investment Policy approved March 26, 2019.


 Ronald Woodruff, BWA General Manager

1-21-2021
 Date

Joyce Haddman
 Joyce Haddman
 County Clerk
 Brazoria County, Texas

This Document Begins page 1 of 4 of BWA's Investment Policy Internal Management Reports

**BRAZOSPORT WATER AUTHORITY
 FUND ACCOUNTS SUMMARY
 DECEMBER, 2020**

	<u>CURRENT MONTH BALANCE</u>	<u>MINIMUM BALANCE</u>
Operations Account #105-908	\$3,931,004.49	
Debt Service Fund Account #108-738	\$2,257,348.17	
Debt Service Reserve Fund Account #108-746	\$4,676,913.13	
Operations Reserve Account #109-264	\$217,796.19	
Operating Reserve Account at Raymond James	\$411,098.65	
Sum of Operating Reserve at Raymond James and 109-264	<u>\$628,894.84</u>	\$450,000.00
Rate Stabilization Fund Account #109-298 (reserve fund)	\$276,318.04	
Rate Stabilization Account at Raymond James	\$288,578.56	
Sum of Rate Stabilization at Raymond James and 109-298	<u>\$564,896.60</u>	\$500,000.00
Renewal and Replacement Fund Account #109-645	\$2,899,287.04	
Construction Account #105-890	\$3,913,913.58	
Drought Contingency Water Relief Fund #100103197	\$121,185.98	\$122,012.72 paid 01/28/2014
General Support Fund #100104819	\$4,099,633.63	
General Support Fund @ TexSTAR BWA GSFTS	\$2,310,809.70	
General Support Fund @ LOGIC BWA GSFLG	\$2,321,636.68	
Sum of General Support Fund 100104819/TexSTAR/LOGIC	<u>\$8,732,080.01</u>	
Grant Agreement-TWDB G1001055 Escrow Acct #100107346	\$48,524.92	
Next Financial Services	<u>\$1,736,919.85</u>	
TOTAL OF ALL FUNDS	\$29,510,968.61	

Joyce Hudman

**BRAZOSPORT WATER AUTHORITY
RAYMOND JAMES ACCOUNT SUMMARY
DECEMBER, 2020**

Joyce Hudman
County Clerk
Brazoria County, Texas

**RAYMOND JAMES
ACCOUNTS**

**FAIR MARKET
VALUE (as of 12/31)**

Rate Stabilization Fund 27403791	\$288,578.56
Operating Reserve Fund 27403786	\$411,098.65
TOTALS	\$699,677.21

ACCOUNT BREAKDOWNS

<u>Rate Stabilization Fund</u>	<u>AMOUNT INVESTED</u>	<u>MARKET VALUE 11/30</u>	<u>MARKET VALUE 12/31</u>
SECURITIES TOTAL:	\$ -	\$ -	\$ -
Cash and Money Market:			
Previous Month		\$ 288,573.68	\$ 288,576.12
Earnings		\$ 2.44	\$ 2.44
Bond Maturity			
CASH AND MONEY MARKET TOTALS:		\$ 288,576.12	\$ 288,578.56
RATE STABILIZATION FUND TOTALS:		\$ 288,576.12	\$ 288,578.56
 <u>Operating Reserve Fund</u>	 <u>AMOUNT INVESTED</u>	 <u>MARKET VALUE 11/30</u>	 <u>MARKET VALUE 12/31</u>
SECURITIES TOTAL:	\$ -	\$ -	\$ -
Cash and Money Market:			
Previous Month		\$ 411,091.69	\$ 411,095.17
Earnings		\$ 3.48	\$ 3.48
Bond Maturity			
CASH AND MONEY MARKET TOTALS:		\$ 411,095.17	\$ 411,098.65
OPERATING RESERVE FUND TOTALS:		\$ 411,095.17	\$ 411,098.65
ACCOUNT BREAKDOWN TOTALS:		\$ 699,671.29	\$ 699,677.21

Joyce Hudman
 Joyce Hudman

BWA's Investment Policy Internal Management Report page 3 of 4

County Clerk
 Brazoria County, Texas

BRAZOSPORT WATER AUTHORITY
DECEMBER, 2020

ACCT PP8-214395 NEW BONDS PURCHASED JUNE 2020:

FEDERAL FARM CR BKS CONS SYSTEMWIDE BDS 575,000 @ a price of 101.7840

ACCT PP8-214395 NEW BONDS PURCHASED AUGUST 2020:

FEDERAL NATL MTG ASSN 386,000 @ a price of 101.62056

ACCT PP8-214395

	<u>COST</u>	<u>MARKET 11/30</u>	<u>MARKET 12/31</u>
FEDERAL FARM CR BKS CONS SYSTEMWIDE BDS (5/26/28 B/E) (PURCHASED 6/2/2020)	\$ 585,353.50	\$ 569,238.50	\$ 571,751.25
FEDERAL NATIONAL MTG ASSN (8/5/30 B/E) (PURCHASED 8/10/2020)	\$ 392,285.86	\$ 378,025.24	\$ 378,816.54
Money Market		\$ 3,168.79	\$ 3,168.82
SUBTOTAL	\$ 977,639.36	\$ 950,432.53	\$ 953,736.61

ACCT PP8-143016 NEW BONDS PURCHASED JUNE 2020:

FEDERAL FARM CR BKS CONS SYSTEMWIDE BDS 375,000 @ a price of 101.7850

ACCT PP8-143016 NEW BONDS PURCHASED AUGUST 2020:

FEDERAL NATL MTG ASSN 415,000 @ a price of 101.6205

ACCT PP8-143016

	<u>COST</u>	<u>MARKET 11/30</u>	<u>MARKET 12/31</u>
FEDERAL FARM CR BKS CONS SYSTEMWIDE BDS (7/17/20 B/E)	\$ 381,753.50	\$ 371,242.50	\$ 372,881.25
FEDERAL NATL MTG ASSN (8/5/30 B/E) (PURCHASED 8/10/2020)	\$ 421,728.82	\$ 406,426.10	\$ 407,276.85
Money Market		\$ 3,025.11	\$ 3,025.14
SUBTOTAL	\$ 803,482.32	\$ 780,693.71	\$ 783,183.24
TOTAL	\$ 1,781,121.68	\$ 1,731,126.24	\$ 1,736,919.85

Joyce Hudman
 Joyce Hudman
 County Clerk
 Brazoria County, Texas

BWA's Investment Policy Internal Management Report page 4 of 4

**BRAZOSPORT WATER AUTHORITY
 BOND ISSUANCE SUMMARY
 DECEMBER, 2020**

BOND SERIES 2014 (DWSRF) @ 1.266%

Issued October 2014 to cover costs for BWA Administrations	Amount Issued:	\$15,500,000.00
Building, Clearwell, Plant Improvements and Upgrades;	Closing Cost:	\$1,396,273.25
(\$924,670 of closing costs to BWA Next Investment PP8-214395);	Current Month Expenses:	\$26,250.00
Bond Funds are currently held with Bank of New York Mellon	Bank of New York Mellon 668688:	\$1,108,244.13
and Next Investments	NEXT Investments PP8-214395:	\$953,736.61
	TOTAL FUNDS AT MONTH END:	\$2,061,980.74

BOND SERIES 2015A (Open Market) @ 4%

Issued July 2015 to cover costs for BWA's first phase of the	Amount Issued:	\$23,377,708.35
Northern Regional Pipeline	Closing Cost:	\$272,350.31
ALL 2015A FUNDS EXHAUSTED	Current Month Expenses:	\$0.00
	TexSTAR 0201120150:	\$0.00
	LOGIC 0264611001:	\$0.00
	TOTAL FUNDS AT MONTH END:	\$0.00

BOND SERIES 2015B (SWIFT) @ 2.41%

Issued December 2015 to cover costs for BWA Desalination	Amount Issued:	\$5,605,000.00
Well, Pilot Project & Engineering;	Closing Cost:	\$390,812.50
(\$318,500 of closing costs to BWA Construction Acct 105890);	Current Month Expenses:	\$0.00
Bond Funds are currently held with BONY	Bank of New York Mellon 459072:	\$1,489,855.25
	TOTAL FUNDS AT MONTH END:	\$1,489,855.25

BOND SERIES 2015C (Open Market) @ 4%

Issued November 2015 to cover costs for BWA second phase	Amount Issued:	\$33,450,577.10
of the Northern Regional Pipeline	Closing Cost:	\$2,936,974.65
(\$2,603,723 of closing costs to BWA LOGIC Acct 0264611002)	Current Month Expenses:	\$0.00
ALL 2015C FUNDS EXHAUSTED	LOGIC 0264611002:	\$0.00
	Bayern BWA15C/1666038N:	\$0.00
	TOTAL FUNDS AT MONTH END:	\$0.00

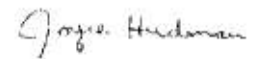
BOND SERIES 2016 (SWIFT) @ 1.67%

Issued November 2016 for building of Desalination Plant;	Amount Issued:	\$22,695,000.00
2 wells and associated piping	Closing Cost:	\$853,849.89
(\$699,426 of closing costs to BWA Debt Service Acct 108738);	Current Month Expenses:	\$0.00
Bond Funds are currently held with BONY	Bank of New York Mellon 280682:	\$23,285,741.49
	TOTAL FUNDS AT MONTH END:	\$23,285,741.49

To the best of my knowledge, this four page report reflects compliance with the Texas Public Funds Investment Act and Internal Management Reports section of Brazosport Water Authority's Investment Policy approved March 26, 2019.


 Ronald Woodruff, BWA General Manager

1-21-2021
 Date



Joyce Hudman
County Clerk
Brazoria County, Texas

NOTABLE EXPENDITURE REPORT NOVEMBER, 2020

5310 - Operations Lab

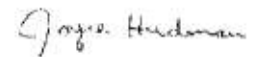
Hach - \$5,264.70

Numerous reagents and solutions for testing.

5411 - BUILDINGS/GROUNDS

Gordon Safe & Lock - \$7,551.50

Installation of upgraded network camera system and video recorder program.



Joyce Hudman
County Clerk
Brazoria County, Texas

NOTABLE EXPENDITURE REPORT DECEMBER, 2020

5411 - BUILDINGS/GROUNDS

Gordon Safe & Lock - \$18,645.28

Installation of intercom system and cables for front entry and front gates.

Installation of card readers and alert system for new administration building.

5416 - DISTRIBUTION SYSTEM

Aqua Metric Sales - \$3,862.06

Replacement of meter at Oyster Creek site.

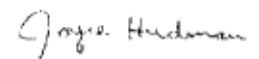
5522- ACCOUNTING/AUDIT

Curtis T. Craig - \$13,650.00

Final billing for BWA 2019/2020 Financial and Single Audit.

Hilltop Securities Inc. - \$5,995.00

Annual compilation fees in connection with the arbitrage calculations.



Joyce Hudman
 County Clerk
 Brazoria County, Texas

**WATER COMPLAINTS
 DECEMBER 2, 2020 TO JANUARY 20, 2021**

Angleton	No Complaints
Brazoria	No Response
Clute	2 - Odor
Freeport	No Complaints
Lake Jackson	No Complaints
Oyster Creek	No Complaints
Richwood	No Response
Rosenberg	No Response
TDCJ - Clemens Unit	No Complaints
TDCJ - Wayne Scott Unit	No Complaints

SURFACE WATER MONTHLY OPERATING REPORT

FOR PUBLIC WATER SYSTEMS THAT ARE USING SURFACE WATER SOURCES
OR GROUND WATER SOURCES UNDER THE INFLUENCE OF SURFACE WATER

Summary Page

Joyce Hudman
Joyce Hudman
County Clerk
Brazoria County, Texas

PUBLIC WATER SYSTEM NAME: BRAZOSPORT WATER AUTHORITY PWS ID No.: 0200487 Plant ID No.: 14711 Report for the Month of: November 2020	PLANT NAME OR NUMBER: BRAZOSPORT WATER AUTHORITY(0200487) I certify that I am familiar with the information contained in this report and that, to the best of my knowledge, the information is true, complete, and accurate.
Operator's Signature: _____ Certificate No. & Grade: WS0007568, B	Date: December 7, 2020

TREATMENT PLANT PERFORMANCE			
Total number of turbidity readings:	180	Number of 4-hour periods when plant was off-line:	0
Number of readings above 0.10 NTU:	124	Number of 4-hour periods when plant was on-line but turbidity data was not collected:	0
Number of readings above 0.3 NTU:	0	Number of days when plant was on-line but individual filter turbidity data was not collected:	0
Number of readings above 0.5 NTU:	0	Number of days with readings above 1.0 NTU:	0 (2)
Number of readings above 1.0 NTU:	0	Number of days with readings above 5.0 NTU:	0 (3)
Maximum allowable turbidity level:	0.3		
Percentage of readings above this limit:	0.0 % (1)		
Number of days with a low CT for no more than 4.0 consecutive hours:	0	Average log inactivation for Giardia:	1.80
Number of days with a low CT for more than 4.0 consecutive hours:	0 (4)	Average log inactivation for viruses:	7.80
Minimum disinfectant residual required leaving the plant:	0.5 mg/L, measured as Total Chlorine	Number of days when profiling data was not collected:	0
Number of days with a low residual for no more than 4.0 consecutive hours:	0	Number of days when CT data was not collected:	0
Number of days with a low residual for more than 4.0 consecutive hours:	0 (5)	Minimum pH in the last disinfection zone:	7.88
		Number of days with pH below 7.0 in the last disinfection zone:	0.00
		Number of days when disinfectant residual leaving the plant was not properly monitored:	0

DISTRIBUTION SYSTEM			
Minimum disinfectant residual required in distribution system:	0.5 mg/L, measured as Total Chlorine	Total number of readings this month:	30 (at least 30 required) (8)
Average disinfectant residual value:	3.16	Percentage of readings with a low residual this month:	0.0 % (8A)
Number of readings with a low residual:	0	Percentage of readings with a low residual last month:	0.0 % (8B)
Number of readings with no detectable residual:	0		

ADDITIONAL REPORTS & WORKSHEETS			
The Page 1 Addendum (Public Notices) is not required because there were no treatment technique or monitoring/reporting violations reported.			
Additional report(s) for individual filter monitoring required:	<input checked="" type="radio"/> NONE	<input type="radio"/> Filter Profile	<input type="radio"/> Filter Assessment
Additional report(s) for individual filter monitoring submitted:	<input checked="" type="radio"/> NONE	<input type="radio"/> Filter Profile (9)	<input type="radio"/> Filter Assessment (10)
No additional IFE Reports are required this month.			
		<input type="radio"/> CPE	<input type="radio"/> CPE (11)

STATISTICAL ANALYSIS OF TURBIDITY DATA				
Settled Water Statistical Summary	Maximum turbidity reading:	4.75 NTU	Average turbidity value:	0.95 NTU
	Minimum turbidity reading:	0.44 NTU	Standard deviation:	0.638 NTU
	95 th percentile value:	2.01 NTU		
IFE Statistical Summary	Maximum IFE turbidity reading:	0.25 NTU	Average IFE turbidity value:	0.15 NTU
	Minimum IFE turbidity reading:	0.07 NTU	Standard deviation:	0.042 NTU
	95 th percentile IFE value:	0.21 NTU		
CFE Statistical Summary	Maximum CFE turbidity reading:	0.20 NTU	Average CFE turbidity value:	0.13 NTU
	Minimum CFE turbidity reading:	0.07 NTU	Standard deviation:	0.033 NTU
	95 th percentile CFE value:	0.17 NTU		

STATISTICAL ANALYSIS OF pH DATA				
Last Zone pH Statistical Summary	Maximum pH reading:	8.34 pH	Average pH value:	8.03 pH
	Minimum pH reading:	7.88 pH	Standard deviation:	0.097 pH
	95 th percentile value:	8.15 pH		

SURFACE WATER MONTHLY OPERATING REPORT
TEXAS COMMISSION ON ENVIRONMENTAL QUALITY
WATER SUPPLY DIVISION/PUBLIC DRINKING WATER SECTION (MC-155)
P.O. BOX 13087, AUSTIN, TEXAS 78711-3087

Joyce Hudman

Joyce Hudman
County Clerk
Brazoria County, Texas

SURFACE WATER MONTHLY OPERATING REPORT
FOR PUBLIC WATER SYSTEMS THAT ARE USING SURFACE WATER SOURCES
OR GROUND WATER SOURCES UNDER THE INFLUENCE OF SURFACE WATER
Summary Page

PUBLIC WATER SYSTEM NAME: <u>BRAZOSPORT WATER AUTHORITY</u>	PLANT NAME OR NUMBER: <u>BRAZOSPORT WATER AUTHORITY(0200497)</u>
PWS ID No.: <u>0200497</u>	I certify that I am familiar with the information contained in this report and that, to the best of my knowledge, the information is true, complete, and accurate.
Plant ID No.: <u>14711</u>	Operator's Signature: <u><i>[Signature]</i></u>
Report for the Month of: <u>December 2020</u>	Certificate No. & Grade: <u>WS0097568, B</u>
	Date: <u>January 6, 2021</u>

TREATMENT PLANT PERFORMANCE			
Total number of turbidity readings:	188	Number of 4-hour periods when plant was off-line:	0
Number of readings above 0.10 NTU:	179	Number of 4-hour periods when plant was on-line but turbidity data was not collected:	0
Number of readings above 0.3 NTU:	0	Number of days when plant was on-line but individual filter turbidity data was not collected:	0
Number of readings above 0.5 NTU:	0	Number of days with readings above 1.0 NTU:	0 (2)
Number of readings above 1.0 NTU:	0	Number of days with readings above 5.0 NTU:	0 (3)
Maximum allowable turbidity level:	0.3		
Percentage of readings above this limit:	0.0 % (1)		
Number of days with a low CT for no more than 4.0 consecutive hours:	0	Average log inactivation for Giardia:	1.40
Number of days with a low CT for more than 4.0 consecutive hours:	0 (4)	Average log inactivation for viruses:	5.48
		Number of days when profiling data was not collected:	0
		Number of days when CT data was not collected:	0
Minimum disinfectant residual required leaving the plant:	0.5 mg/L, measured as Total Chlorine		
Number of days with a low residual for no more than 4.0 consecutive hours:	0	Minimum pH in the last disinfection zone:	7.80
Number of days with a low residual for more than 4.0 consecutive hours:	0 (5)	Number of days with pH below 7.0 in the last disinfection zone:	0.00
		Number of days when disinfectant residual leaving the plant was not properly monitored:	0

DISTRIBUTION SYSTEM			
Minimum disinfectant residual required in distribution system:	0.5 mg/L, measured as Total Chlorine	Total number of readings this month:	31 (at least 31 required) (8)
Average disinfectant residual value:	3.33	Percentage of readings with a low residual this month:	0.0 % (6A)
Number of readings with a low residual:	0	Percentage of readings with a low residual last month:	0.0 % (6B)
Number of readings with no detectable residual:	0		

ADDITIONAL REPORTS & WORKSHEETS			
The Page 1 Addendum (Public Notices) is not required because there were no treatment technique or monitoring/reporting violations reported.			
Additional report(s) for individual filter monitoring required:	<input checked="" type="radio"/> NONE	<input type="radio"/> Filter Profile	<input type="radio"/> Filter Assessment
Additional report(s) for individual filter monitoring submitted:	<input checked="" type="radio"/> NONE	<input type="radio"/> Filter Profile (9)	<input type="radio"/> Filter Assessment (10)
No additional IFE Reports are required this month.			<input type="radio"/> CPE <input type="radio"/> CPE (11)

STATISTICAL ANALYSIS OF TURBIDITY DATA			
Settled Water Statistical Summary	Maximum turbidity reading: <u>2.09</u> NTU Minimum turbidity reading: <u>0.42</u> NTU 95 th percentile value: <u>1.73</u> NTU	Average turbidity value: <u>0.87</u> NTU Standard deviation: <u>0.358</u> NTU	
IFE Statistical Summary	Maximum IFE turbidity reading: <u>0.22</u> NTU Minimum IFE turbidity reading: <u>0.11</u> NTU 95 th percentile IFE value: <u>0.18</u> NTU	Average IFE turbidity value: <u>0.15</u> NTU Standard deviation: <u>0.022</u> NTU	
CFE Statistical Summary	Maximum CFE turbidity reading: <u>0.16</u> NTU Minimum CFE turbidity reading: <u>0.09</u> NTU 95 th percentile CFE value: <u>0.16</u> NTU	Average CFE turbidity value: <u>0.13</u> NTU Standard deviation: <u>0.016</u> NTU	

STATISTICAL ANALYSIS OF pH DATA			
Last Zone pH Statistical Summary	Maximum pH reading: <u>8.24</u> pH Minimum pH reading: <u>7.80</u> pH 95 th percentile value: <u>8.21</u> pH	Average pH value: <u>8.05</u> pH Standard deviation: <u>0.109</u> pH	

SURFACE WATER MONTHLY OPERATING REPORT
TEXAS COMMISSION ON ENVIRONMENTAL QUALITY
WATER SUPPLY DIVISION/PUBLIC DRINKING WATER SECTION (MC-165)
P.O. BOX 13087, AUSTIN, TEXAS 78711-3087

Joyce Hudman

Joyce Hudman
 County Clerk
 Brazoria County, Texas

**MONTHLY COST PER 1,000 GALLONS PRODUCED
 NOVEMBER, 2020**

	NOVEMBER	OCTOBER	SEPTEMBER
CHEMICAL	0.2186	0.2552	0.2951
ENERGY	0.1335	0.1173	0.1215
RAW WATER	0.2698	0.2749	0.2808
LABOR	0.7243	0.6213	0.5897
OPERATIONS & MAINTENANCE	0.4834	0.5123	0.7964
DEBT SERVICE	1.8494	1.7590	1.5909
ACTUAL 1,000 GALLON COST	\$3.6789	\$3.5400	\$3.6745
BILLED 1,000 GALLONS	3.28/3.63/3.46	3.28/3.63/3.46	3.30/3.65/3.48
1,000 GAL/WATER PUMPED	283,875.60	298,469.69	329,995.80
1,000 GAL/WATER BILLED	438,441.00	459,563.40	443,459.00
DOLLARS BILLED	\$1,359,687.60	\$1,403,150.52	\$1,365,336.00
GAIN <LOSS>	\$315,333.25	\$346,555.31	\$152,768.00

Joyce Hudman

Joyce Hudman
 County Clerk
 Brazoria County, Texas

**MONTHLY COST PER 1,000 GALLONS PRODUCED
 DECEMBER, 2020**

	DECEMBER	NOVEMBER	OCTOBER
CHEMICAL	0.2970	0.2186	0.2552
ENERGY	0.1254	0.1335	0.1173
RAW WATER	0.2500	0.2698	0.2749
LABOR	0.6588	0.7243	0.6213
OPERATIONS & MAINTENANCE	0.5102	0.4834	0.5123
DEBT SERVICE	1.5519	1.8494	1.7590
ACTUAL 1,000 GALLON COST	\$3.3933	\$3.6789	\$3.5400
BILLED 1,000 GALLONS	3.28/3.63/3.46	3.28/3.63/3.46	3.28/3.63/3.46
1,000 GAL/WATER PUMPED	338,300.00	283,875.60	298,469.69
1,000 GAL/WATER BILLED	445,756.00	438,441.00	459,563.40
DOLLARS BILLED	\$1,403,150.52	\$1,359,687.60	\$1,403,150.52
GAIN <LOSS>	\$255,196.60	\$315,333.25	\$346,555.31

Joyce Hudman

Joyce Hudman
County Clerk
Brazoria County, Texas

**WATER TREATMENT PLANT PERFORMANCE
NOVEMBER, 2020**

TOTAL RAW WATER PUMPED	<u>306,307</u>	THOUSAND GALLONS
AVERAGE RAW WATER PUMPED PER DAY	<u>10,210</u>	THOUSAND GALLONS
AVERAGE RAW WATER TURBIDITY	<u>48.07</u>	NEPHELOMETRIC TURBIDITY UNITS
TOTAL OFFSITE DELIVERY	<u>283,875.60</u>	THOUSAND GALLONS
AVERAGE FINISHED TURBIDITY	<u>0.13</u>	NTU
AVERAGE FILTER RUN	<u>8,111</u>	THOUSAND GALLONS

CHEMICAL TREATMENT

<u>NAME OF CHEMICAL USED</u>	<u>POUNDS OF INVENTORY</u>	<u>POUNDS USED</u>	<u>COST</u>
ALUM SULFATE	<u>40,108</u>	<u>210,604</u>	<u>14,015.70</u>
AMMONIUM SULFATE	<u>40,503</u>	<u>17,717</u>	<u>3,092.50</u>
ANIONIC POLYMER	<u>3,149</u>	<u>2,182</u>	<u>3,148.50</u>
POWDERED ACTIVATED CARBON	<u>11,000</u>	<u>1,100</u>	<u>1,960.53</u>
SODIUM HYDROXIDE (CAUSTIC SODA)	<u>133,754</u>	<u>37,761</u>	<u>8,132.95</u>
CHLORINE	<u>7,233</u>	<u>19,653</u>	<u>6,682.02</u>
CHLORINE 2	<u>2,100</u>	<u>379</u>	<u>803.48</u>
COPPER SULFATE	<u>48,314</u>	<u>118</u>	<u>99.87</u>
SODIUM CHLORITE	<u>42,773</u>	<u>19,375</u>	<u>14,850.94</u>
SEAQUEST	<u>41,366</u>	<u>3,465</u>	<u>2,519.56</u>
CATIONIC POLYMER	<u>15,479</u>	<u>9,308</u>	<u>7,459.42</u>
FERROUS CHLORIDE	<u>2,475</u>	<u>-</u>	<u>0.00</u>
TOTAL COST			<u>\$62,765.47</u>
CHEMICAL COST PER 1,000 GALLONS			<u>\$0.2211</u>

ELECTRICAL ENERGY USAGE

	<u>TOTAL KWH</u>	@	<u>TOTAL \$/KWH</u>	=	<u>TOTAL PAID</u>
TOTAL KWH	<u>606,204</u>		<u>\$0.0625</u>		<u>\$37,893.53</u>
POWER COST PER 1,000 GALLONS			<u>/KWH</u>		<u>\$0.1335</u>
FISCAL YEAR TO DATE ELECTRICAL TOTALS:	<u>1,146,342</u>		<u>0.0636</u>		<u>\$72,918.48</u>
FISCAL YEAR TO DATE POWER COST PER 1,000 GALLONS					<u>0.1252</u>
AVERAGE ELECTRICAL:	<u>573,171</u>		<u>0.0636</u>		<u>\$36,459.24</u>
AVERAGE POWER COST PER 1,000 GALLONS					<u>0.1252</u>

Joyce Hudman

Joyce Hudman
County Clerk
Brazoria County, Texas

**WATER TREATMENT PLANT PERFORMANCE
DECEMBER, 2020**

TOTAL RAW WATER PUMPED	<u>338,300</u>	THOUSAND GALLONS
AVERAGE RAW WATER PUMPED PER DAY	<u>10,913</u>	THOUSAND GALLONS
AVERAGE RAW WATER TURBIDITY	<u>86.94</u>	NEPHELOMETRIC TURBIDITY UNITS
TOTAL OFFSITE DELIVERY	<u>295,572.08</u>	THOUSAND GALLONS
AVERAGE FINISHED TURBIDITY	<u>0.13</u>	NTU
AVERAGE FILTER RUN	<u>7,209</u>	THOUSAND GALLONS

CHEMICAL TREATMENT

<u>NAME OF CHEMICAL USED</u>	<u>POUNDS OF INVENTORY</u>	<u>POUNDS USED</u>	<u>COST</u>
ALUM SULFATE	88,346	269,202	16,962.85
AMMONIUM SULFATE	14,712	25,791	4,501.82
ANIONIC POLYMER	2,174	3,405	3,744.95
POWDERED ACTIVATED CARBON	11,000	-	0.00
SODIUM HYDROXIDE (CAUSTIC SODA)	50,204	128,310	27,635.38
CHLORINE	13,133	10,100	3,434.00
CHLORINE 2	2,100	-	0.00
COPPER SULFATE	48,314	-	0.00
SODIUM CHLORITE	21,862	20,911	16,028.28
SEAQUEST	36,866	4,500	3,272.15
CATIONIC POLYMER	44,606	15,973	12,195.39
FERROUS CHLORIDE	2,475	-	0.00
TOTAL COST			<u>\$87,774.82</u>
CHEMICAL COST PER 1,000 GALLONS			<u>\$0.2970</u>

ELECTRICAL ENERGY USAGE

	<u>TOTAL KWH</u>	@	<u>TOTAL \$/KWH</u>	=	<u>TOTAL PAID</u>
TOTAL KWH	590,564		\$0.0628		<u>\$37,062.76</u>
POWER COST PER 1,000 GALLONS			/KWH		<u>\$0.1254</u>
FISCAL YEAR TO DATE ELECTRICAL TOTALS:	<u>1,736,906</u>		<u>0.0633</u>		<u>\$109,981.24</u>
FISCAL YEAR TO DATE POWER COST PER 1,000 GALLONS					<u>0.1253</u>
AVERAGE ELECTRICAL:	<u>578,969</u>		<u>0.0633</u>		<u>\$36,660.41</u>
AVERAGE POWER COST PER 1,000 GALLONS					<u>0.1253</u>

2020-2021 CHEMICAL USA
Joyce Hudman

Joyce Hudman

ALUM

	POUNDS ON HAND	DOLLARS ON HAND	POUNDS USED	DOLLARS USED
October	160,432	\$9,916.54	190,106	\$11,978.89
November	40,108	\$2,175.31	210,604	\$14,015.70
December	88,346	\$7,274.54	269,202	\$16,962.85
January				
February				
March				
April				
May				
June				
July				
August				
September				
Total Used:			669,912	\$42,957.44

ANIONIC POLYMER

	POUNDS ON HAND	DOLLARS ON HAND	POUNDS USED	DOLLARS USED
October	3,669	\$4,504.00	1,692	\$2,406.50
November	3,149	\$2,322.00	2,182	\$3,148.50
December	2,174	\$3,268.55	3,405	\$3,744.95
January				
February				
March				
April				
May				
June				
July				
August				
September				
Total Used:			7,279	\$9,299.95

AMMONIUM SULFATE

	POUNDS ON HAND	DOLLARS ON HAND	POUNDS USED	DOLLARS USED
October	10,220	\$8,039.07	29,848	\$6,315.37
November	40,503	\$11,546.57	17,717	\$3,092.50
December	14,712	\$7,044.75	25,791	\$4,501.82
January				
February				
March				
April				
May				
June				
July				
August				
September				
Total Used:			73,356	\$13,909.69

CARBON

	POUNDS ON HAND	DOLLARS ON HAND	POUNDS USED	DOLLARS USED
October	12,100	\$21,566.10	0	\$0.00
November	11,000	\$19,605.57	1,100	\$1,960.53
December	11,000	\$19,605.57	0	\$0.00
January				
February				
March				
April				
May				
June				
July				
August				
September				
Total Used:			1,100	\$1,960.53

2020-2021 CHEMICAL USE

Joyce Hudman

Joyce Hudman

County Clerk
Brazoria County

CAUSTIC SODA

	POUNDS ON HAND	DOLLARS ON HAND	POUNDS USED	DOLLARS USED
October	82,035	\$25,867.37	85,611	\$19,110.34
November	133,754	\$33,840.82	37,761	\$8,132.95
December	50,204	\$14,262.24	128,310	\$27,635.38
January				
February				
March				
April				
May				
June				
July				
August				
September				
Total Used:			251,682	\$54,878.67

CHLORINE

	POUNDS ON HAND	DOLLARS ON HAND	POUNDS USED	DOLLARS USED
October	10,886	\$3,665.88	23,276	\$7,972.03
November	7,233	\$2,463.86	19,653	\$6,682.02
December	13,133	\$4,564.66	10,100	\$3,434.00
January				
February				
March				
April				
May				
June				
July				
August				
September				
Total Used:			53,029	\$18,088.05

CHLORINE 2

	POUNDS ON HAND	DOLLARS ON HAND	POUNDS USED	DOLLARS USED
October	379	\$803.48	0	\$0.00
November	2,100	\$4,482.00	379	\$803.48
December	2,100	\$4,482.00	0	\$0.00
January				
February				
March				
April				
May				
June				
July				
August				
September				
Total Used:			379	\$803.48

COPPER SULFATE

	POUNDS ON HAND	DOLLARS ON HAND	POUNDS USED	DOLLARS USED
October	48,432	\$33,069.08	4,730	\$4,003.42
November	48,314	\$32,969.20	118	\$99.87
December	48,314	\$32,969.20	0	\$0.00
January				
February				
March				
April				
May				
June				
July				
August				
September				
Total Used:			4,848	\$4,103.29

2020-2021 CHEMICAL USA

File# 01/21/2021 09:49:25 AM
 Joyce Hudman
 President
 Chemical USA

SODIUM CHLORITE

	POUNDS ON HAND	DOLLARS ON HAND	POUNDS USED	DOLLARS USED
October	17,228	\$12,249.50	22,099	\$16,156.04
November	42,773	\$33,424.40	19,375	\$14,850.94
December	21,862	\$17,396.12	20,911	\$16,028.28
January				
February				
March				
April				
May				
June				
July				
August				
September				
Total Used:			62,385	\$47,035.26

CATIONIC POLYMER

	POUNDS ON HAND	DOLLARS ON HAND	POUNDS USED	DOLLARS USED
October	24,787	\$21,420.26	7,262	\$6,423.12
November	15,479	\$13,960.84	9,308	\$7,459.42
December	44,606	\$34,058.05	15,973	\$12,195.39
January				
February				
March				
April				
May				
June				
July				
August				
September				
Total Used:			32,543	\$26,077.93

PHOSPHATE

	POUNDS ON HAND	DOLLARS ON HAND	POUNDS USED	DOLLARS USED
October	44,831	\$33,391.83	2,937	\$1,794.71
November	41,366	\$30,872.27	3,465	\$2,519.56
December	36,866	\$27,600.12	4,500	\$3,272.15
January				
February				
March				
April				
May				
June				
July				
August				
September				
Total Used:			10,902	\$7,586.42

FERROUS CHLORIDE

	POUNDS ON HAND	DOLLARS ON HAND	POUNDS USED	DOLLARS USED
October	2,475	\$1,485.00	0	\$0.00
November	2,475	\$1,485.00	0	\$0.00
December	2,475	\$1,485.00	0	\$0.00
January				
February				
March				
April				
May				
June				
July				
August				
September				
Total Used:			0	\$0.00

2020-2021 WATER USAG

Filed: 01/21/2021 09:49:25 AM
 Joyce H. Huddleston
 County Clerk
 Brazoria County, Texas

ANGLETON		GALLONS ACTUALLY USED		GALLONS OVER/(UNDER) CONTRACT		TOTAL GALLONS OVER/(UNDER) CONTRACT	
October	55,800,000	57,734,000	1,934,000	1,934,000			
November	54,000,000	53,134,000	(866,000)	1,068,000			
December	55,800,000	52,902,000	(2,898,000)	(1,830,000)			
January	55,800,000						
February	50,400,000						
March	55,800,000						
April	54,000,000						
May	55,800,000						
June	54,000,000						
July	55,800,000						
August	55,800,000						
September	54,000,000						

BRAZORIA		GALLONS ACTUALLY USED		GALLONS OVER/(UNDER) CONTRACT		TOTAL GALLONS OVER/(UNDER) CONTRACT	
October	9,765,000	8,413,000	(1,352,000)	(1,352,000)			
November	9,450,000	8,136,000	(1,314,000)	(2,666,000)			
December	9,765,000	8,278,000	(1,487,000)	(4,153,000)			
January	9,765,000						
February	8,820,000						
March	9,765,000						
April	9,450,000						
May	9,765,000						
June	9,450,000						
July	9,765,000						
August	9,765,000						
September	9,450,000						

BWA Board Packet for January 26, 2021 Board Meeting

CLUTE		GALLONS ACTUALLY USED		GALLONS OVER/(UNDER) CONTRACT		TOTAL GALLONS OVER/(UNDER) CONTRACT	
October	31,000,000	25,479,000	(5,521,000)	(5,521,000)			
November	30,000,000	25,780,000	(4,220,000)	(9,741,000)			
December	31,000,000	28,628,000	(2,372,000)	(12,113,000)			
January	31,000,000						
February	28,000,000						
March	31,000,000						
April	30,000,000						
May	31,000,000						
June	30,000,000						
July	31,000,000						
August	31,000,000						
September	30,000,000						

FREEPORT		GALLONS ACTUALLY USED		GALLONS OVER/(UNDER) CONTRACT		TOTAL GALLONS OVER/(UNDER) CONTRACT	
October	62,000,000	48,551,000	(13,449,000)	(13,449,000)			
November	60,000,000	46,866,000	(13,134,000)	(26,583,000)			
December	62,000,000	41,756,000	(20,244,000)	(46,827,000)			
January	62,000,000						
February	56,000,000						
March	62,000,000						
April	60,000,000						
May	62,000,000						
June	60,000,000						
July	62,000,000						
August	62,000,000						
September	60,000,000						

2020-2021 WATER USAG

Filed: 01/21/2021 09:49:25 AM
 Joyce Handman
 County Clerk
 Brazoria County, Texas

LAKE JACKSON	CONTRACTED	GALLONS	GALLONS	GALLONS	TOTAL
	GALLONS	ACTUALLY USED	OVER/(UNDER) CONTRACT	OVER/(UNDER) CONTRACT	GALLONS OVER/(UNDER) CONTRACT
October	62,000,000	323,000	(61,677,000)		(61,677,000)
November	60,000,000	742,000	(59,258,000)		(120,935,000)
December	62,000,000	23,577,000	(38,423,000)		(159,358,000)
January	62,000,000				
February	56,000,000				
March	62,000,000				
April	60,000,000				
May	62,000,000				
June	60,000,000				
July	62,000,000				
August	62,000,000				
September	60,000,000				

OYSTER CREEK	CONTRACTED	GALLONS	GALLONS	GALLONS	TOTAL
	GALLONS	ACTUALLY USED	OVER/(UNDER) CONTRACT	OVER/(UNDER) CONTRACT	GALLONS OVER/(UNDER) CONTRACT
October	5,084,000	5,519,000	435,000		435,000
November	4,920,000	5,195,000	275,000		710,000
December	5,084,000	4,063,000	(1,021,000)		(311,000)
January	5,084,000				
February	4,592,000				
March	5,084,000				
April	4,920,000				
May	5,084,000				
June	4,920,000				
July	5,084,000				
August	5,084,000				
September	4,920,000				

BWA Board Packet for January 26, 2021 Board Meeting

RICHWOOD	CONTRACTED	GALLONS	GALLONS	GALLONS	TOTAL
	GALLONS	ACTUALLY USED	OVER/(UNDER) CONTRACT	OVER/(UNDER) CONTRACT	GALLONS OVER/(UNDER) CONTRACT
October	7,285,000	6,202,000	(1,083,000)		(1,083,000)
November	7,050,000	8,010,000	960,000		(123,000)
December	7,285,000	5,986,000	(1,299,000)		(1,422,000)
January	7,285,000				
February	6,580,000				
March	7,285,000				
April	7,050,000				
May	7,285,000				
June	7,050,000				
July	7,285,000				
August	7,285,000				
September	7,050,000				

TDCJ CLEMENS	CONTRACTED	GALLONS	GALLONS	GALLONS	TOTAL
	GALLONS	ACTUALLY USED	OVER/(UNDER) CONTRACT	OVER/(UNDER) CONTRACT	GALLONS OVER/(UNDER) CONTRACT
October	13,950,000	12,137,000	(1,813,000)		(1,813,000)
November	13,500,000	11,069,000	(2,431,000)		(4,244,000)
December	13,950,000	10,591,000	(3,359,000)		(7,603,000)
January	13,950,000				
February	12,600,000				
March	13,950,000				
April	13,500,000				
May	13,950,000				
June	13,500,000				
July	13,950,000				
August	13,950,000				
September	13,500,000				

TDCl WAYNE SCOTT	CONTRACTED GALLONS	GALLONS ACTUALLY USED	GALLONS OVER/(UNDER) CONTRACT	TOTAL
				GALLONS OVER/(UNDER) CONTRACT
October	13,950,000	12,863,000	(1,087,000)	(1,087,000)
November	13,500,000	6,055,000	(7,445,000)	(8,532,000)
December	13,950,000	3,577,000	(10,373,000)	(18,905,000)
January	13,950,000			
February	12,600,000			
March	13,950,000			
April	13,500,000			
May	13,950,000			
June	13,500,000			
July	13,950,000			
August	13,950,000			
September	13,500,000			

DOW CHEMICAL	CONTRACTED GALLONS	GALLONS ACTUALLY USED	GALLONS OVER/(UNDER) CONTRACT	TOTAL
				GALLONS OVER/(UNDER) CONTRACT
October	31,000,000	24,929,000	(6,071,000)	(6,071,000)
November	30,000,000	24,897,000	(5,103,000)	(11,174,000)
December	31,000,000	21,954,000	(9,046,000)	(20,220,000)
January	31,000,000			
February	28,000,000			
March	31,000,000			
April	30,000,000			
May	31,000,000			
June	30,000,000			
July	31,000,000			
August	31,000,000			
September	30,000,000			

ROSENBERG 5.7 MGD	CONTRACTED GALLONS	GALLONS ACTUALLY USED	GALLONS OVER/(UNDER) CONTRACT	TOTAL
				GALLONS OVER/(UNDER) CONTRACT
October	176,700,000	96,319,290	(80,380,710)	(80,380,710)
November	171,000,000	93,991,600	(77,008,400)	(157,389,110)
December	176,700,000	94,260,080	(82,439,920)	(239,829,030)
January	176,700,000			
February	159,600,000			
March	176,700,000			
April	171,000,000			
May	176,700,000			
June	171,000,000			
July	176,700,000			
August	176,700,000			
September	171,000,000			

ROSENBERG 3.0 MGD	CONTRACTED GALLONS	GALLONS ACTUALLY USED	GALLONS OVER/(UNDER) CONTRACT	TOTAL
				GALLONS OVER/(UNDER) CONTRACT
October	93,000,000	96,319,290	3,319,290	3,319,290
November	90,000,000	93,991,600	3,991,600	7,310,890
December	93,000,000	94,260,080	1,260,080	8,570,970
January	93,000,000			
February	84,000,000			
March	93,000,000			
April	90,000,000			
May	93,000,000			
June	90,000,000			
July	93,000,000			
August	93,000,000			
September	90,000,000			

Joseph Hudman

Joseph Hudman
County Clerk
Brazoria County, Texas

	2021	2022	2023	2024	
JAN		BWA Salary Review		Board Approve: DCP; WCP;WCIR due TCEQ May 1, 2024; next due: May 1, 2029	
FEB					
MAR	Fin. Audit Approval Rev. Personnel Policy Rev. Investment Pol.	Fin. Audit Approval Rev. Personnel Policy Rev. Investment Pol.	Fin. Audit Approval Rev. Personnel Policy Rev. Investment Pol.	Fin. Audit Approval Rev. Personnel Policy Rev. Investment Pol.	Fin. Audit Approval Rev. Personnel Policy Rev. Investment Pol.
APR	Begin Annual Expense Budget due Jul 1	Begin Annual Expense Budget due Jul 1	Begin Annual Expense Budget due Jul 1	Begin Annual Expense Budget due Jul 1	Begin Annual Expense Budget due Jul 1
MAY	Review Bylaws		Review Bylaws		Review Bylaws
JUN	Approve Exp. Budg. due 7/1;Cap Budg due 10/1; Appt GM rev Committee	Approve Exp. Budg. due 7/1;Cap Budg due 10/1; Appt GM rev Committee	Approve Exp. Budg. due 7/1;Cap Budg due 10/1; Appt GM rev Committee	Approve Exp. Budg. due 7/1;Cap Budg due 10/1; Appt GM rev Committee	Approve Exp. Budg. due 7/1;Cap Budg due 10/1; Appt GM rev Committee
JUL	GM Perf Eval. Approve Cap Budget	GM Perf Eval. Approve Cap Budget	GM Perf Eval. Approve Cap Budget	GM Perf Eval. Approve Cap Budget GM Contract Renewal	GM Perf Eval. Approve Cap Budget
AUG	Approve Attendance and Safety Awards	Approve Attendance and Safety Awards	Approve Attendance and Safety Awards	Approve Attendance and Safety Awards	Approve Attendance and Safety Awards
SEP	Installation of Board Members Election of Officers	Installation of Board Members Election of Officers	Installation of Board Members Election of Officers	Installation of Board Members Election of Officers	Installation of Board Members Election of Officers
OCT	Set date Nov/Dec mtg	Set date Nov/Dec mtg	Set date Nov/Dec mtg	Set date Nov/Dec mtg	Set date Nov/Dec mtg
NOV					
DEC					